

10-15 MIN PLAY | AGES 8+ | 3-6 PLAYERS

HOW TO PLAY



800 POUND GORILLA

Contents

100 Gorilla cards



5 Coconuts



2 Bananas



60 Action Card/
Banana Points



1 Spinner



Objective

The player with the most banana points at the end of the game wins! Game involves physical contact. Play at your own risk.

Set Up

Place the spinner in the center of the table where everyone can easily see it. **Note:** It is easier to play if everyone is standing up.

Players	3	4	5	6
Coconuts	2	3	4	5
Gorilla Cards	36	40	50	60

The number of coconuts and cards depends on the number of players.

Shuffle and place the gorilla cards, scale-side down, in a messy ring around the spinner. Some cards should be covering up others.


Shuffle the banana point cards and place them face up off to the side, with the action/word side up.



Components

Gorilla Cards

Each gorilla is a different size than all the others, with a corresponding weight on the back of the card. The card background is an optical illusion, making it tricky to tell the relative size of each gorilla. Gorillas range from 701 to 800 pounds.



Banana Point Cards

Banana points are given out for two reasons: choosing the right size gorilla, or for grabbing the bananas and coconuts the fastest. Each card has two sides: a yellow banana point side, and an action/phrase side. Actions have a green background, and phrases have a brown background.





Game Play

When the players are ready, the youngest person spins the spinner.


There are two main parts of gameplay:

1. Gorillas!

If the spinner lands on **a large gorilla**, players must quickly claim the gorilla card that they think is the largest by placing their finger on the card. Once all players have chosen a gorilla card, flip them over to see the scale. The person with the largest gorilla gets two banana points, while the person with the second largest gorilla gets one point. Take the top cards from the banana point stack, unveiling a new action/phrase for the next round.



In the same way, if the spinner lands on **a small gorilla**, quickly look for the smallest gorilla in the ring around the spinner. The person who claims the smallest gorilla gets two banana points, while the second smallest gets one point.




Finally, for **the medium gorilla**, pick the gorilla that is closest to the middle. After all players claim a gorilla, reveal the sizes by flipping over the card. The players with the smallest and largest gorillas do not get a banana point, but everyone else does!

Note: The middle gorilla is relative to those chosen. Even if a player selects the 750 pound gorilla, they may not be in the middle of those chosen by all players!

Additional Note: Each player can claim only one gorilla. The first person to put their finger on a gorilla has claimed it, and they are not allowed to change to a different gorilla. Players cannot move cards out of the way to view those underneath.

The gorilla cards that were flipped over are placed in a discard pile off to the side.



2. Bananas & Coconuts

If the spinner lands on a banana or coconut, refer to the table below:

If the spinner lands on:	And the top card is:	Then:
		Yell the phrase, then grab a coconut
		Complete the action, then grab a coconut
		Yell the phrase, then grab a banana
		Complete the action, then grab a banana

After yelling the phrase or completing the action, any player that grabs a coconut or banana receives a banana point. Simply take the top cards from the stack to reveal a new action/phrase for the next round. After distributing banana points, replace the bananas and coconuts.

If a player grabs a banana or coconut before completing an action or yelling a phrase, they do not receive any banana points that round.

Next Turn, Going Clockwise: After banana points have been handed out, the next player starts the new round by spinning the spinner.

Winning The Game

The game ends when the gorilla cards, or banana points run out. The player with the most banana points wins!



Want video instructions?
Scan the QR code for a demo video!